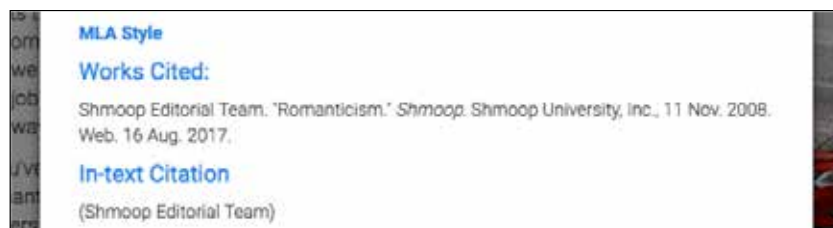
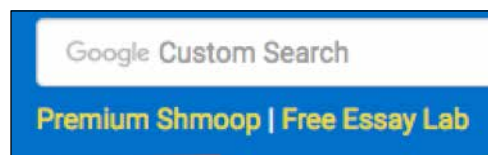
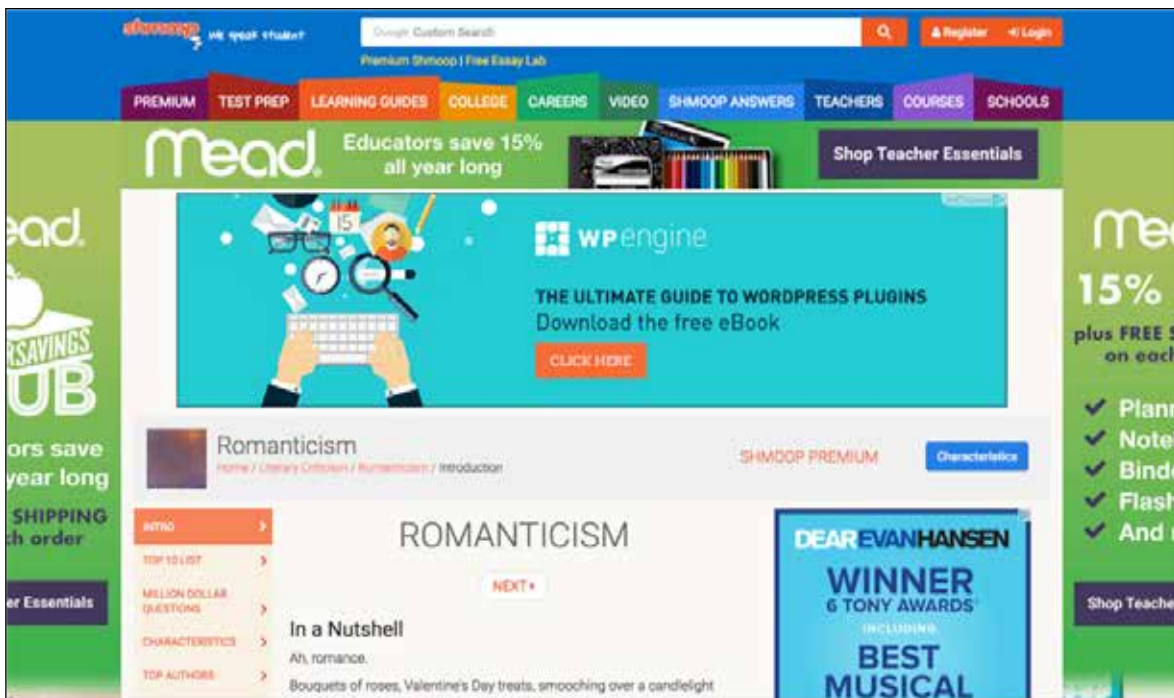


WORKSHEET

Source #2

Directions: To analyze this source, either visit www.shmoop.com/british-romanticism/ on your computer or examine the screen captures of the Web site below while filling out the checklist according to what you observe. Once you finish going through the checklist, answer the two questions at the bottom of the worksheet.



The screenshot shows a website page for 'ROMANTICISM'. On the left is a sidebar menu with the following items: INTRO, TOP 10 LIST, MILLION DOLLAR QUESTIONS, CHARACTERISTICS, TOP AUTHORS, TIMELINE, TEXTS, BEST OF THE WEB, QUIZZES, and TABLE OF CONTENTS. The main content area has the title 'ROMANTICISM' at the top, followed by a 'NEXT >' button. Below that is the section 'In a Nutshell' with the text: 'Ah, romance. Bouquets of roses, Valentine's Day treats, smooching over a candlelight dinner.. Okay, did you get that out of your system? Good. Because for the rest of this guide, you're going to throw all your associations with romance out the window and buckle down on what Romanticism is really about. That's right: the Romantics were a group of poets writing and publishing in the late 18th and early 19th century in Britain--and their poetry didn't start with 'roses are red.'

1. How many checks does this source deserve? _____ Is it reliable? (Y / N)
2. Would you use this as a source for a research paper in our class? Explain why or why not below. Be sure to give specific examples. Use the checklist if you need help.
